



The GARDEN
TRELLIS Co.

BESPOKE GARDEN JOINERY

Handcrafted in England

Welcome to the home of traditionally made bespoke garden joinery. From our workshop and studio in Essex, we design, craft, build and install high quality bespoke garden joinery schemes for homes and gardens, large and small.

Plan your project at:
www.gardentrellis.co.uk




▲ TOP LEFT
Square traditional
planter finished
in Orwell Grey.

► RIGHT
Bespoke slatted
decorative panel
in Iroko.



▼ TOP RIGHT
Contemporary
slatted panels
finished in
Manhattan Grey.

► FAR RIGHT
Trompe-l'œil
mirrored panel
painted in
Manhattan Grey.



Est. 1992

The GARDEN TRELLIS Co.

-
- 04 Bespoke joinery for distinctive gardens
 - 06 Our craftsmen, designers and service
 - 08 Our bespoke service
 - 10 Bespoke garden structures
 - 14 Distinctive garden features
 - 18 Classic garden trellis
 - 22 Contemporary slatted panels
 - 26 Decorative fencing
 - 30 Caps & finials
 - 32 Bespoke gates
 - 34 Stylish garden planting
 - 36 Attractive stores & covers
 - 38 Bespoke joinery style guide
 - 40 Painting service
 - 42 Garden joinery colours
 - 44 Ready-made joinery to buy online
 - 46 Contact us
-

Handcrafted in England



BESPOKE JOINERY FOR DISTINCTIVE GARDENS

For more inspiration view our online gallery at www.gardentrellis.co.uk



The Garden Trellis Company started life in rural Essex in 1992 with a simple idea; to manufacture trellis panels and garden joinery of the highest quality to enhance any outdoor space, from courtyard gardens to grand designs. Today, our extensive modern workshop

and design centre crafts products ranging from decorative fencing, contemporary screening, planters, obelisks and arches to grand features such as garden rooms, summerhouses, pergolas, arbours and bridges.

We are proud to work with many of the UK's leading garden designers and landscape gardeners as well as our private clients, and set ourselves the highest standards in design, customer service, installation and craftsmanship. We look forward to working with you.

◀ FAR LEFT

Natural Cedar slatted panels fitted to the face of the wall.

◀ CENTRE LEFT

Contemporary garden room made with Western Red Cedar.

◀ LEFT

Rose arbour with diagonal trellis painted in Gorse Green.

▶ RIGHT

Traditionally styled slatted planters finished in Slate.

▶ FAR RIGHT

Slatted panel fencing with bespoke arbour painted in Gorse Green.

▼ BELOW

Bespoke Iroko hardwood seating arbour in a natural finish.






Handcrafted in England
Learn more on our website:
www.gardentrellis.co.uk



▲ TOP
Each piece of
bespoke joinery is
individually crafted
by hand and every
design is unique.

▲ ABOVE
Our bespoke joinery
is crafted with over
20 years of
experience.

◀ LEFT
Our products are
handmade by
our expert joinery
craftsmen.



OUR CRAFTSMEN, DESIGNERS AND SERVICE

For over 20 years we have designed, made by hand and installed bespoke joinery products for garden design schemes across the UK.



From grand designs to courtyard gardens, we make bespoke-designed garden joinery of the highest quality; everything from pergolas, garden rooms and bridges to bespoke gates, decorative fencing, bin stores and of course garden trellis.

Every scheme is unique, each prepared by experienced designers, crafted by skilled joiners and expertly installed by our own fitting teams. We work with many types of wood, including durable hardwoods such as Iroko and European Oak, as well as softwoods including the richly coloured Western Red Cedar, and the high quality,

virtually knot-free finish of Radiata Pine. We also work with Accoya, a modified timber and Tricoya, a modified composite material. Both of which are extremely durable materials.

Our state of the art paint shop ensures our pre-painted joinery is prepared in the best possible conditions for even greater durability (see page 40).

We welcome visitors by appointment to our workshop and design studio to see first-hand the craftsmanship, care and attention to detail that goes into every bespoke project.

▲ TOP

Each bespoke scheme is prepared by expert designers, crafted by skilled joiners and installed by experienced fitters.

▲ ABOVE

We work with many types of wood including Iroko, Western Red Cedar, Radiata Pine and Accoya.

▶ RIGHT

We welcome visits, by appointment, to our workshop in Essex.



OUR BESPOKE SERVICE – HOW IT WORKS



Initial enquiry

First we require basic information about the project to provide an initial estimate. We will need measurements, the desired product style, details of any special features required, like planters, and whether you require our installation service. Sizes can be approximate, but the more information you can give, the more accurate the guide price will be.

Get in touch if you are not sure what you require and we will happily guide you through the options available.

Quick quote

We will provide a quick quote guide price from the details given, which will help you consider the project budget.

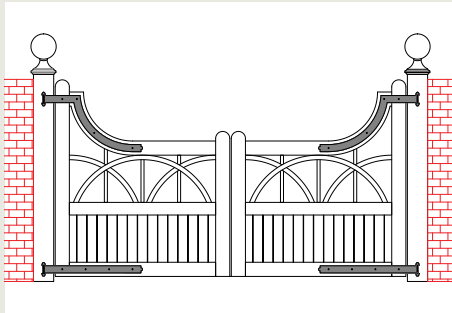
Private customers can use the quick quote to discuss the project requirements in more detail with their landscape gardener.

Site visit and detailed quote

If you would like us to install the products, we will undertake a site visit to assess specific requirements and take detailed measurements. In most instances this is free of charge.

If you do not require installation, we will be able to provide a detailed quote using accurate measurements and specifications from the landscape gardener or designer installing the products.

Our experienced teams will work through every step of design, build and installation to ensure the very best result for each garden design. We work with garden designers, landscape gardeners and architects as well as direct with private customers. This is how we work.



Free CAD Drawing

We provide detailed computer aided design (CAD) drawings for your project using the detailed measurements you provide, or from our site visit. The design drawing will help you visualise the joinery scheme. We will discuss with you details such as the type of wood to be used, the finish required and whether you would like your joinery pre-painted. (See page 40 for more about painted joinery).

Order confirmation

We will provide a detailed quotation accompanied by the CAD drawing to confirm we have interpreted your requirements correctly. You can request a quotation for painted joinery as well as a natural timber finish, we can also quote for installation.

Once you are ready to place your order we will ask you to return an order confirmation along with the relevant deposit payment.

Delivery and installation

Your products will be delivered or installed within 3 to 8 weeks depending on the time of year and the size and complexity of your project. We will provide an estimated delivery date when you place your order and agree a confirmed delivery date with you one week prior.

Clean site guarantee

For projects installed by us, our expert teams work efficiently and with great consideration to your property at all times. We will minimise any disruption and make sure the site is clean on completion of the work as part of our clean site guarantee.



Inspiration for you

Start your project with us and visit:
www.gardentrellis.co.uk



▲ TOP
Custom gazebo with decorative roof.

▲ ABOVE
Interior shot of a fitted summerhouse.

◀ LEFT
Bespoke dining gazebo finished in Gorse Green with a bespoke obelisk painted in Orford Cream.

▶ RIGHT
Gothic inspired seating arbour with lead roof.



BESPOKE GARDEN STRUCTURES

Summerhouses, garden rooms, offices, pergolas & arbours

A distinctive garden structure in either a traditional or contemporary style, can provide a wonderful focal point to a new or existing garden.

A pergola, open top arbour or gazebo provides shade and structure for planting and creates a special feature within a garden. They provide height and interest as well as a practical support for plants such as Wisteria and climbing Roses. A summerhouse, solid roof gazebo or arbour is ideal for entertaining and relaxing

outdoors with more privacy. They can offer added protection from the summer sun or occasional shower and make a stunning, refined feature to admire. A garden room or office is a more substantial build that provides a practical, as well as attractive feature to a property helping you get even more from your garden.



◀ LEFT
Custom pergola
with slatted roof
painted in
Gorse Green.

▲ TOP
Bird's eye view
of a modern
pergola roof.

▲ ABOVE
Circular pergola
finished in
Orford Cream.

▶ RIGHT
Decorative pergola
seating area
painted in
Orford Cream.

▶ FAR RIGHT
Decorative and
highly designed
fruit cage painted
in Dulux
Engraved Locket.







Bespoke to you

Start your project with us and visit:
www.gardentrellis.co.uk





DISTINCTIVE GARDEN FEATURES

Seating, decking & bridges

Attractive garden features can complement an existing style or add a new dimension to a garden design.



Garden seating or decking will help to create an area perfect for entertaining or relaxing in the summer months. A decked area can become an extension of your indoor living space, and seating areas provide a place to sit back and really enjoy your garden. A garden bridge can be a stunning feature

adding instant drama to any garden. They offer a practical as well as attractive way of creating walkways and linking different areas within a garden. Bespoke seating can be designed around other features, such as raised beds, ponds, decking and terrace alcoves in many shapes and sizes.

▲ TOP
Balau stepped and curved decking.

▲ ABOVE
Natural Iroko bench with matching planter.

◀ LEFT
Shaker style bridge finished with hardwood walkway.

▶ RIGHT
Curved Iroko seating.





▲ ABOVE
Hardwood decking fitted around stones with fitted planting areas.


◀ LEFT
Custom arbour swing seat with cedar shingle roof painted in Gorse Green.



▶ RIGHT
Iroko bench and trellis seating area fitted into a balcony recess, painted in Orford Cream.

▶ FAR RIGHT
Stained hardwood timber bridge.





Tailored to you

Start your project with us and visit:
www.gardentrellis.co.uk



CLASSIC GARDEN TRELLIS

Classic trellis panels add traditional style and interest to any garden. Used on the top of brick walls or timber fence panels, they will offer an attractive solution for improving privacy and security. They also provide a decorative alternative to traditional fencing and are a versatile and attractive method of defining outdoor areas.



Our traditional trellis is available in square, diagonal and diamond lattice and in a range of styles. The slat width and trellis gaps can be varied to create a range of styles from narrow for extra privacy to very wide to encourage plant growth.

Garden trellis can be shaped, either concave or convex, to fit within a specific garden area and can be easily combined with fencing or other garden features. (See our bespoke joinery style guide on page 38).

▲ TOP

Curved trellis panels with matching rose arch painted in Dulux Gardenia.

▲ ABOVE

Close up of square trellis finished in Stone.

◀ LEFT

Classic square trellis with capping and ball finials finished in Manhattan Grey.

▶ RIGHT

Painted trellis and planters painted in Farrow & Ball Lamp Room Gray.



▶ LEFT
Trellis chimney cover
finished in Stone.

▲ TOP
Bespoke diagonal and
square hybrid trellis
finished in Orford Cream.

▲ ABOVE
Diamond trellis fencing
finished in Farrow
& Ball Stone Gray.



▲ TOP
Square trellis and arch
garden feature
finished in Farrow &
Ball Cooks Blue.

▲ ABOVE
Natural Iroko trellis
fitted on top of
a wall.


▲ MIDDLE
Double run of trellis
panels painted in
Black.

▶ RIGHT
Classic square Iroko
trellis used within
a courtyard setting.



Designed for you

Start your project with us and visit:
www.gardentrellis.co.uk





CONTEMPORARY SLATTED PANELS

Slatted panels give a more contemporary feel to outdoor areas and terraces, providing a stylish solution for creating more privacy and security in the garden.

We offer a wide range of panels with varying slat sizes and gap widths which helps to create the linear effect best suited to the screens and fences found in a modern themed outdoor space. (See our Bespoke joinery style guide on page 38). Our system

of manufacture allows almost any area to be covered such as brickwork, stairways and boundaries. There are a variety of timber species to choose from which can be left to weather naturally or be finished using a colour of your choice in either paint or stain.

▲ TOP

Decorative natural Western Red Cedar slatted panels.

◀ LEFT

Contemporary slatted panels, used to create a defined seating area.

▶ RIGHT

Living wall with Iroko wall cladding.







▲ ABOVE
Slatted panels fitted to the face of a boundary wall painted in Slate.

◀ LEFT
Natural Iroko slatted panels used to define an outdoor seating area.

▶ RIGHT
Bespoke slatted panels painted in Orford Cream, fitted on top of existing fencing and a boundary wall.

▶ FAR RIGHT
Close up of a natural Iroko slatted panel.





DECORATIVE FENCING

Our handmade decorative fencing panels will improve the appearance of a garden design and are available in a wide range of styles or can be designed to your specification.

In addition to our stylishly simple solid fence panels, we produce a wide range of decorative fencing styles all available in a variety of hardwood and softwood timbers, either natural or pre-painted. Weave panels have been made for centuries and are a popular decorative fencing style.

They have the same attractive appearance on both sides, so are stunning from any direction. Trompe-l'œil panels are an artistic feature that creates the optical illusion of a three dimensional perspective. (See our bespoke joinery style guide on page 38).



▲ TOP
Bespoke framed slatted panels with backing in Farrow & Ball Vert de Terre and Farrow & Ball Lichen.

▲ ABOVE
Solid avenue panels fitted between brick columns.

► RIGHT
Natural Iroko avenue panels with decorative trellis topper.

► FAR RIGHT
Avenue fence panels with square trellis tops painted in RAL Stone Grey.





▲ ABOVE
Louvre fence panels
fitted within an
outside dining area.

▲ TOP
Natural Cedar weave
fence panels.

◀ LEFT
Natural Cedar avenue
panels with spindle
topper detail.

▼ BELOW
Trompe-l'œil panel
with matching
decorative panels
finished Orford
Cream.





▲ ABOVE
Tricoya Trompe-
l'œil decorative
feature finished
with a shabby chic
paint effect.

▶ RIGHT
Cedar weave fence
panels fitted on
top of an existing
brick wall.



▶ FAR RIGHT
Trompe-l'œil
mirrored panel
which is colour
matched to the
patina of the
statue.





▲ TOP
Pointed finial in
Orford Cream.

▲ ABOVE
Natural Iroko large
bespoke finial
being crafted in
our workshop.

◀ LEFT
Taper topped finial
finished in Farrow &
Ball Stone Grey.



▲ TOP

Bespoke concave arched top square trellis with ball finials finished in Delta Blue.

▲ ABOVE

Classic square trellis finished with capping painted in Stone.



CAPS AND FINIALS

Caps and finials are a vital decorative component in the installation of your fencing project.

Post caps and top capping for panels offer a contemporary look and give further protection

to the panels and posts. Finials will add a distinctive finish to a garden design scheme and can be made

to almost any size. We have a wide range of styles available and can create bespoke designs too.



BESPOKE GATES

A high quality gate can be a distinctive feature that will enhance a property as well as provide security. Whether you require a pair of gates for the driveway entrance or a simple side gate, we will design something to suit your needs.

The gateway to your garden or entrance to your property will leave a lasting impression. Our bespoke design service will ensure your gates are built precisely to your design requirements for a truly distinctive look.

The fixings and furniture that adorn the gates are all matched carefully so that they are both attractive and reliable. We can also organise for remote controlled openings and access to be installed along with the gates if needed.



▲ TOP
Classic square
trellis gate
with solid base
finished in RAL
Stone Grey.

▲ ABOVE
Shaker style
double gates.

▶ RIGHT
Natural Iroko
decorative
garden
pedestrian gate.



◀ LEFT
Bespoke and contemporary driveway gates.

▶ RIGHT
Arched oak gate with matching supports.

▼ BELOW
Garden gate finished in Stone.

▼ BOTTOM
Natural Iroko decorative driveway gates.





▲ TOP
Classic trellis obelisk painted in Orford Cream.

◀ LEFT
Bespoke planters with applied beading painted in Farrow & Ball Lamp Room Gray.

▲ ABOVE
Traditional bespoke square planter finished in Farrow & Ball Castle Gray.

▼ ABOVE, RIGHT
Custom obelisk tower finished in Farrow & Ball Blue Gray

▶ OVER PAGE LEFT TO RIGHT
Large contemporary square planter finished in Greenwich Green.

Traditional planter with ball finials finished in Dulux Skittles.

Bespoke contemporary Iroko planters in a natural finish.

Three bespoke square planters painted in Farrow & Ball Elephant's Breath.



STYLISH GARDEN PLANTING

Garden planters, obelisks & towers

A bespoke planter or obelisk is the perfect way to finish off the design of an outdoor living space.



An individually designed bespoke planter, obelisk or tower can be a dramatic addition to any house or garden entrance, and will bring a colourful touch to a seating area or courtyard garden. There is no limit to the design possibilities; whether

it is a stunning large-scale planter, or a distinctive obelisk feature. All our wooden planters are made to order using high-quality treated timber and include a watertight fibreglass lining as standard to ensure even greater durability.



ATTRACTIVE STORES AND COVERS

A bespoke designed store or cover will help keep your garden looking as attractive as possible while providing a practical solution for everyday living.

We design and build attractive bin, recycling, log and bike stores to suit gardens of all sizes, and our bespoke designed barbecue units are ideal for those who enjoy dining al fresco.

Sometimes there is only one place an air conditioning unit or oil tank can go. It is moments like this that our bespoke wooden covers and stores help keep your outdoor living area tidy and attractive.



▲ TOP
Custom designed slatted Iroko garden store.

▲ ABOVE
Natural Iroko bin store featuring a rooftop planting area.

► RIGHT
Slatted garden store finished in Imperial.





◀ LEFT

Custom water store with rooftop planting finished in Greenwich Green.

▲ ABOVE

Bespoke barbecue and log store finished in Farrow & Ball Plummet.

▲ TOP

Fitted Iroko slatted bin stores.



BESPOKE JOINERY STYLE GUIDE

We have a wide range of different styles and sizes of panels. Use this style guide to help you choose the panel that most suits your garden or outdoor space. It can also be used when discussing your requirements with one of our expert project managers.

Diagonal Trellis Panels



*Diagonal Trellis
D8***



*Diagonal Trellis
D18***



*Diagonal Trellis
D38***



*Diagonal Trellis
D48***



*Diagonal Trellis
D68***



*Diagonal Trellis
D100***



*Diagonal Trellis
D50**



*Diagonal Trellis
D60**



*Diagonal Trellis
D80**



*Diamond Trellis
DM70***



*Diamond Trellis
DM100***

KEY

*20mm wide slat
**30mm wide slat
†45mm wide slat
††70mm wide slat

Weave Panels



*Weave Panel
30mm***



*Weave Panel
45mm†*

Heavy Duty Panels



*Avenue Panel
Front*



*Avenue Panel
Reverse*

Square Trellis Panels



*Square Trellis
HV8***



*Square Trellis
HV18***



*Square Trellis
HV38***



*Square Trellis
HV48***



*Square Trellis
HV68***



*Square Trellis
HV100***



*Square Trellis
HV50**



*Square Trellis
HV60**



*Square Trellis
HV80**

Rectangular Trellis Panels



*Rectangular Trellis
HV40-110***



*Rectangular Trellis
HV50-130***



*Rectangular Trellis
HV70-170***

Slatted Panels



*Slatted Panel
20/10**



*Slatted Panel
20/15**



*Slatted Panel
20/25**



*Slatted Panel
30/5***



*Slatted Panel
30/10***



*Slatted Panel
30/15***



*Slatted Panel
30/20***



*Slatted Panel
30/25***



*Slatted Panel
30/30***



*Slatted Panel
45/5†*



*Slatted Panel
45/10†*



*Slatted Panel
45/15†*



*Slatted Panel
45/20†*



*Slatted Panel
45/25†*



*Slatted Panel
45/45†*



*Slatted Panel
70/10††*



*Slatted Panel
70/25††*



*Slatted Panel
70/35††*



*Lowvre Panel
Angled Slat 37/8*



PAINTING SERVICE

A painted finish allows you to further enhance and personalise almost any product we manufacture. All our joinery can be supplied in one of our own 20 attractive colours, or in the exact colour of your choice using our colour matching service.

Our pre-painted joinery is prepared in a dedicated indoor paint shop with enclosed spray booths and temperature-controlled drying rooms. This allows the painted joinery to be prepared in the best possible conditions, free from the weather, ensuring the most attractive and durable finish. All our

painted joinery uses our specially formulated exterior paint system. First the timber is cleaned to ensure it is free from dust. Then a special exterior primer and undercoat is applied to the joinery which, once fully dried, is given two coats of your chosen paint colour. (See the full colour range on page 42).





Superior workmanship

Learn more at our website:
www.gardentrellis.co.uk



◀ FAR LEFT, TOP

All our painted joinery is prepared in enclosed spray booths and dried in temperature controlled drying rooms.

◀ FAR LEFT

Our painted joinery is prepared using a specially formulated exterior paint system.

◀ LEFT

Classic square trellis finished in a custom blue paint finish.

▲ TOP

Painted Autumn Tide garden trellis fitted on-site.

▲ ABOVE

Painted summerhouse finished in Orford Cream.



GARDEN JOINERY COLOURS

The Garden Trellis Company colour chart has been carefully selected using tones that will complement any garden setting.

We have taken into consideration the tones of buildings and natural colours to ensure our paint colours blend into any environment. If, however, you have another choice of colour in mind, we are able to provide a colour match service.

You can request a colour sample pack online at www.gardentrellis.co.uk.

Please note: The colours printed are a selection of the paint products used and may differ slightly from the actual colours due to the print process.



Orford Cream



Pearl



Deben



Deep Moss



Autumn Tide



Celadon



Manhattan Grey



Stone



Pebble



Imperial



Clay



Seasmoke



Olive



Gorse Green



Greenwich Green



Dedham Vale



Alpine



Kersey



Orwell



Slate

READY-MADE JOINERY TO BUY ONLINE

If you're not looking for bespoke products, we also offer a ready-made range of products ideally suited to those working to a smaller budget.



The ready-made range, available to buy online, is very popular amongst tradespeople. The range comes with the added benefit that it is available in 11 high quality paint or stain finishes or natural timber. With a wide

range of products available to order online or over the phone, our ready-made joinery is not only ideal for anybody working to a smaller budget, but also for those looking for shorter lead-times.



TRELLIS PANELS



POSTS & CAPPINGS



PLANTERS & OBELISKS



Plan your project guide



Request a colour sample pack



Free delivery for orders over £420



Register for a trade account



SLATTED PANELS



FENCE PANELS



GATES



LOG & BIN STORES



BENCHES & SEATING



ROSE ARCHES & ARBOURS



The GARDEN TRELLIS Co.

Bespoke design and build



Crafted by hand in the UK



Dedicated project manager



CAD drawings



Hardwood and softwood timbers



High-quality paint service

To see our full range of products, request a quote or view our gallery, please visit:

www.gardentrellis.co.uk

t: 01255 688361

e: info@gardentrellis.co.uk

The Garden Trellis Company, 35A Old Road
Clacton-on-Sea, Essex, CO15 3RQ



Handcrafted in England



www.gardentrellis.co.uk